

**FOREIGN INVESTMENT OF PERMITTED ENTERPRISES AS OF (30/9/2019)**

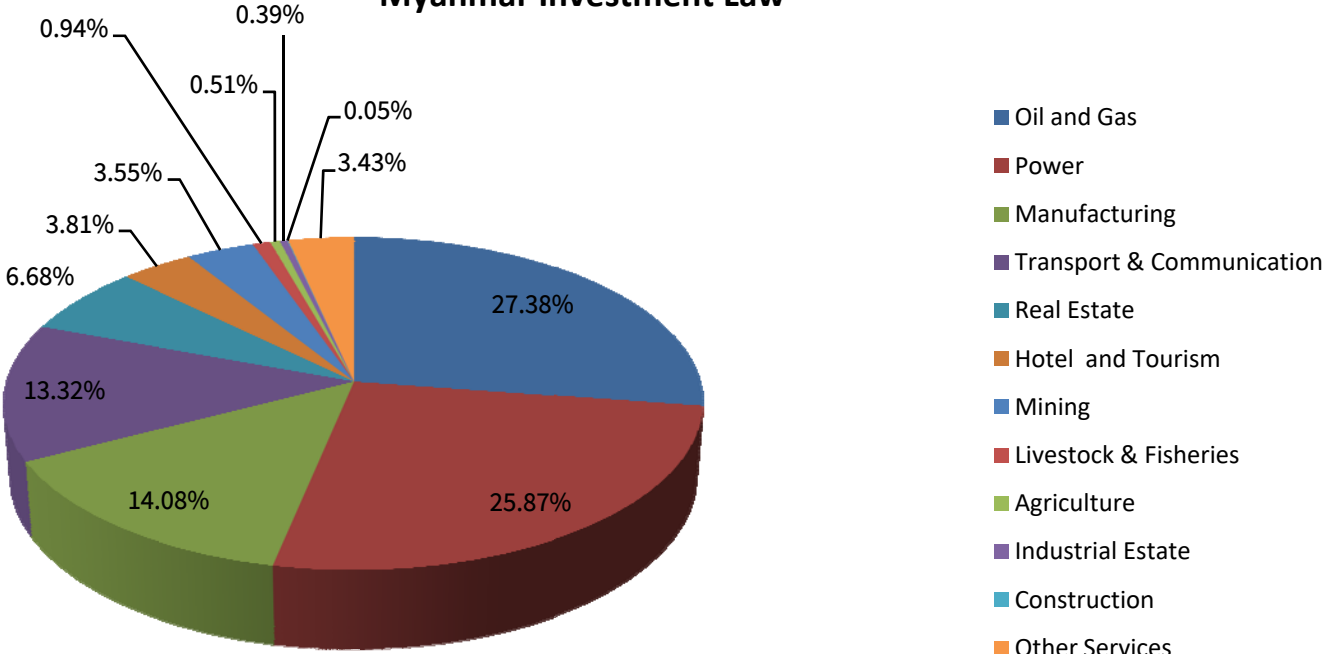
**(BY SECTOR)**

( US \$ in million )

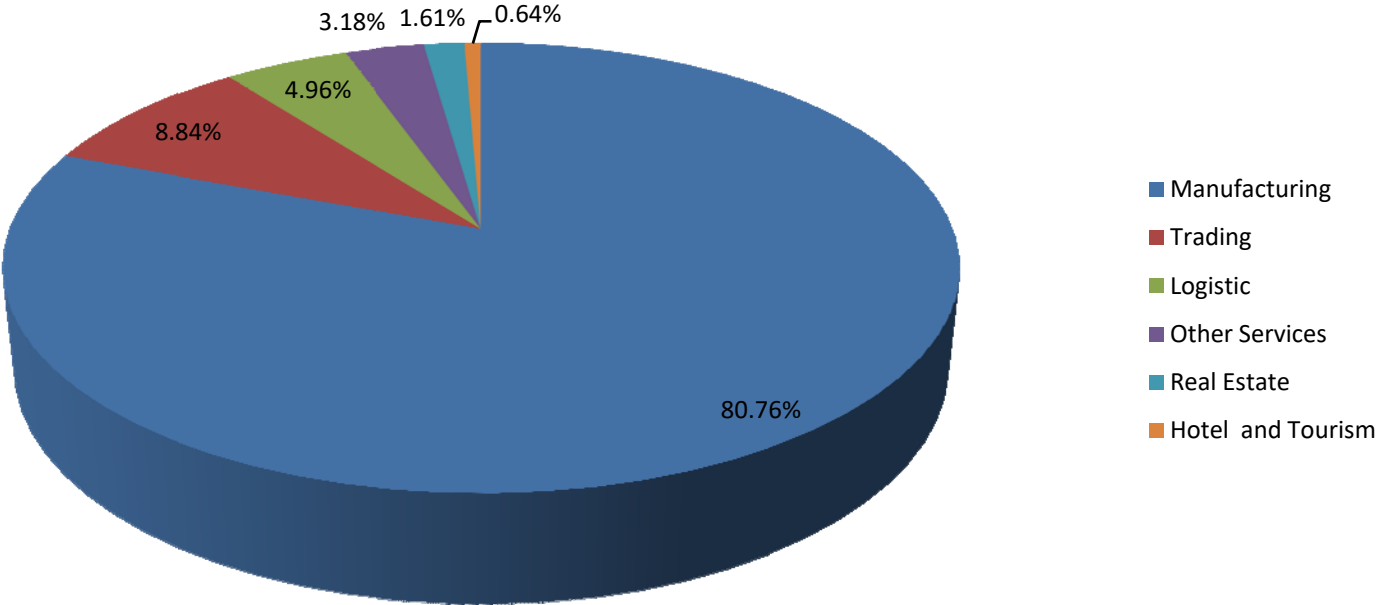
Sr. No	Law	Particulars	Permitted Enterprises		
			No.	Approved Amount	%
1	Myanmar Investment Law	Oil and Gas	154	22420.572	27.38
2		Power	21	21178.132	25.87
3		Manufacturing	1156	11528.756	14.08
4		Transport & Communication	60	10908.433	13.32
5		Real Estate	57	5467.280	6.68
6		Hotel and Tourism	82	3118.936	3.81
7		Mining	71	2904.916	3.55
8		Livestock & Fisheries	66	766.327	0.94
9		Agriculture	34	414.120	0.51
10		Industrial Estate	7	320.082	0.39
11		Construction	2	37.767	0.05
12		Other Services	127	2808.944	3.43
		<b>FIL Total</b>	<b>1837</b>	<b>81874.265</b>	<b>100.00</b>
1	Special Economic Zone Law	Manufacturing	89	1504.363	80.76
2		Trading	9	164.698	8.84
3		Logistic	8	92.470	3.18
4		Other Services	5	59.140	3.18
5		Real Estate	1	30.000	1.61
6		Hotel and Tourism	1	12.000	0.64
		<b>SEZ Total</b>	<b>113</b>	<b>1862.671</b>	<b>100.00</b>
		<b>Grand Total</b>	<b>1950</b>	<b>83736.936</b>	

\* Lhuvia Co., Ltd. (1097/2016 (9-3-2016) is added in manufacturing.

### Myanmar Investment Law



### Special Economic Zone Law



**FOREIGN INVESTMENT OF EXISTING ENTERPRISES AS OF 30/9/2019**

**(BY SECTOR)**

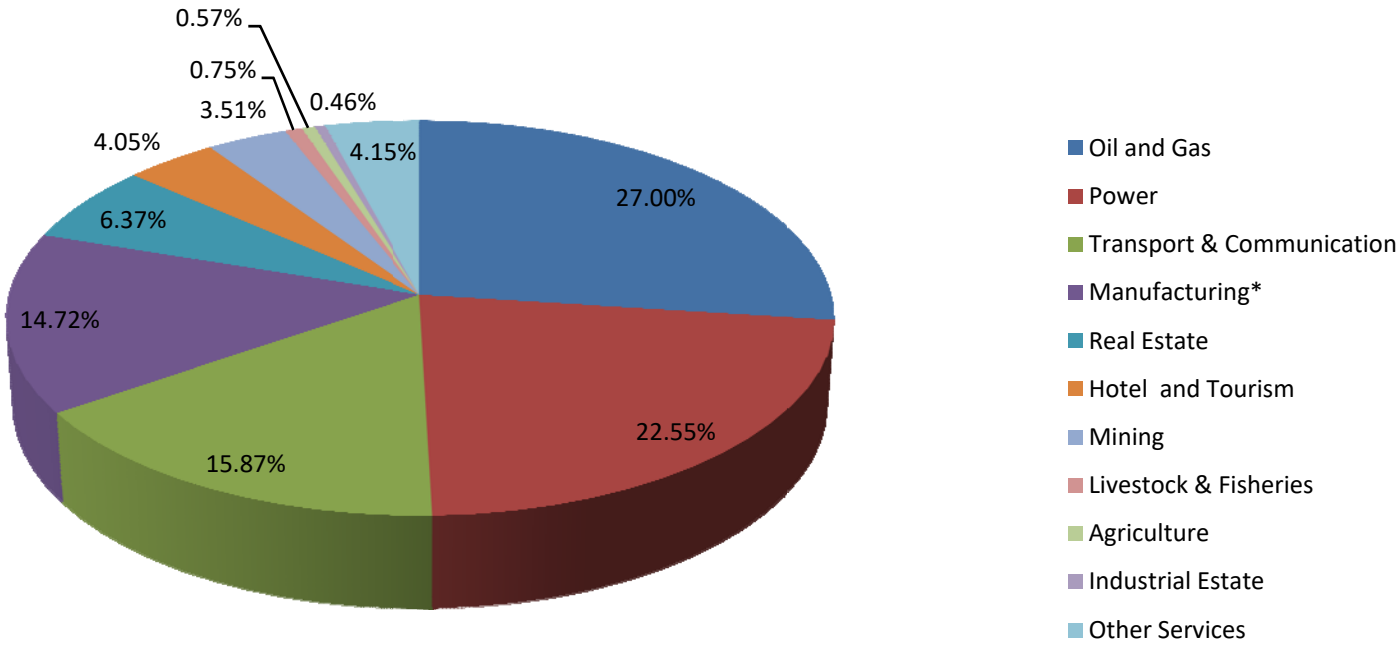
( US \$ in million )

Sr. No	Law	Particulars	Existing Enterprises		
			No.	Approved Amount	%
1	Myanmar Investment Law	Oil and Gas	86	18136.835	27.00
2		Power	20	15148.132	22.55
3		Transport & Communication	49	10661.033	15.87
4		Manufacturing*	1036	9884.652	14.72
5		Real Estate	42	4276.905	6.37
6		Hotel and Tourism	63	2720.374	4.05
7		Mining	10	2359.934	3.51
8		Livestock & Fisheries	48	506.915	0.75
9		Agriculture	31	385.439	0.57
10		Industrial Estate	6	306.082	0.46
11		Other Services	109	2784.989	4.15
12					
		<b>FIL Total</b>	<b>1500</b>	<b>67171.290</b>	<b>100.00</b>
1	Special Economic Zone Law	Manufacturing	87	1495.363	81.02
2		Trading	9	164.698	8.92
3		Logistic	8	92.470	5.01
4		Other Services	4	51.140	2.77
5		Real Estate	1	30.000	1.63
6		Hotel and Tourism	1	12.000	0.65
		<b>SEZ Total</b>	<b>110</b>	<b>1845.671</b>	<b>100.00</b>
		<b>Grand Total</b>	<b>1610</b>	<b>69016.961</b>	

\* Lluvia Co., Ltd. (1097/2016 (9-3-2016) is added in manufacturing.

\*\* Star Dragon (Myanmar) Enterprise Ltd. is marged only the number of enterprise in manufacturing sector.

### Myanmar Investment Law



### Special Economic Zone Law

